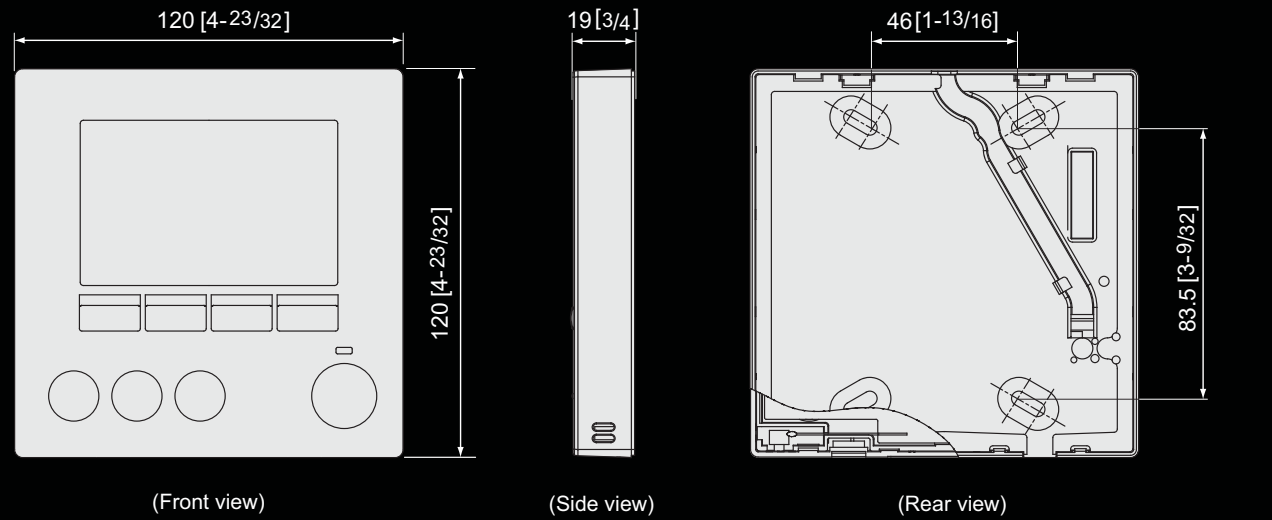


External Dimensions




MITSUBISHI ELECTRIC

REMOTE CONTROLLER

NEW

PAR-31MAA



New MA remote controller

Diamond Dealer Call Centre 1300 722 228



Mitsubishi Electric Shizuoka Works acquired ISO9001 certification under Series 9000 of the International Standard Organization (ISO) based on a review of Quality warranties for the production of air conditioning equipment. The plant also acquired environmental management system standard ISO 14001 certification.

MITSUBISHI ELECTRIC CORPORATION

HEAD OFFICE: TOKYO BLDG., 2-7-3, MARUNOUCHI, CHIYODA-KU, TOKYO 100-8310, JAPAN


MITSUBISHI ELECTRIC AUSTRALIA PTY LTD.

www.mitsubishielectric.com.au (Incorporated in New South Wales) ABN 58 001 215 792

New South Wales 348 Victoria Road, Rydalmere NSW 2116 Phone 02 9684 7555 Fax 02 9898 1043	Newcastle 271 Brunner Road, Adamstown NSW 2289 Phone 02 4978 7813 Fax 02 4978 7899	Canberra 1st Floor, 12 Albany Street, Fyshwick ACT 2609 Phone 02 6162 6303 Fax 02 6162 6300	Victoria/Tasmania Suite 2, 10-16 Compark Circuit, Mulgrave Vic 3170 Phone 03 9535 7800 Fax 03 9535 7801	Queensland/ Northern Territory Building 101, 2A Boronia Road, Brisbane Airport QLD 4008 Phone 07 3623 2000 Fax 07 3860 6761	North QLD - Townsville Mitsubishi Electric Office Level 1, 112 Denham St, Townsville QLD 4810 Phone 07 4728 5223 Phone 07 4771 3310 Fax 07 3860 6761	South Australia Suite 1, 224 Glen Osmond Road, Fullarton SA 5063 Phone 08 8338 1001 Fax 08 8338 0501	Western Australia Unit 5 329 Collier Road Bassendean WA 6054 Phone 08 9377 3400 Fax 08 9377 3499
--	---	---	--	---	---	---	--

New MA remote controller PAR-31MAA

Ideal remote controller in pursuit of easy operation, convenience, and energy saving



EASY OPERATION

Backlit LCD (Liquid Crystal Display)

Full dot backlit LCD makes it easy to see and control units.

Large, easy-to-see display

Full-dot LCD display with large characters for easy viewing
Contrast also adjustable

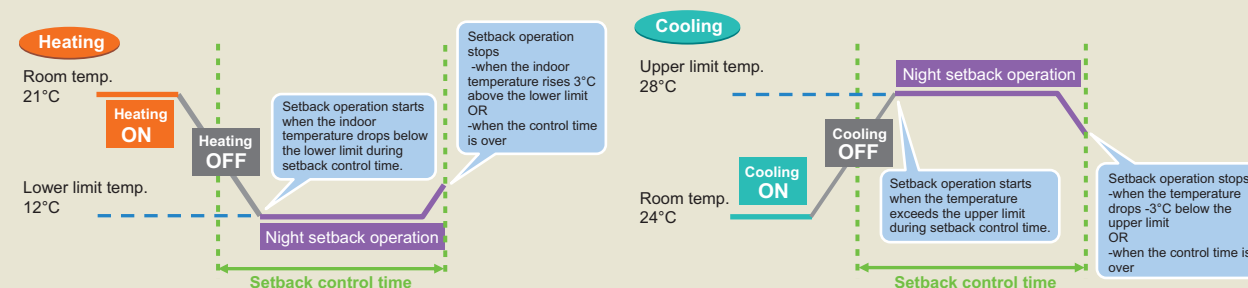
Simple button arrangement

Buttons are arranged according to usage to allow for intuitive navigation.
Frequently used buttons are larger than other buttons to prevent unintended use.

CONVENIENCE

Night Setback

To prevent indoor dew or excessive temperature rise, this control starts heating operation when the control object group is stopped and the room temperature drops below the preset lower limit temperature. Also, this control starts cooling operation when the control object group is stopped and the room temperature rises above the preset upper limit temperature.



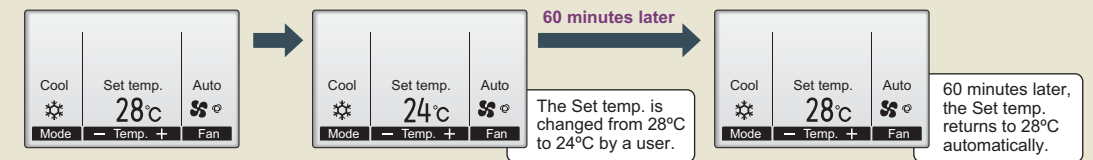
ENERGY SAVING

Auto Return

This function helps to maintain the indoor temperature at the required level. Even if the temperature setting is changed during operation, the set temperature automatically returns to the originally preset temperature after certain amount of time. It is possible to set the required temperature for limited time (30-120 min. in 10-minute increments).

<Sample screens when the Auto return function is enabled>

Example: Lower the Set temp. to 24°C. 60 minutes later, the Set temp. will be back to 28°C.



Functions

[Basic Functions]

- ON/OFF
- Operation mode switching
- Room temperature setting/display
- Fan speed setting
- Vane setting
- Louver setting
- Clock setting/display
- Filter information display

[New Functions]

- Set temperature can be set by 0.5°C increment.(City Multi and Mr.Slim)
- Room temperature can be shown by 0.5°C increment.(City Multi and Mr.Slim)

- Dual set temperature available* (City Multi)

*Note: Dual set temperature is only available with City Multi new indoor units that have dual set temperature capabilities.

[Advanced Functions]

Display mode switching	The main display can be displayed in two different modes: "Full" and "Basic".
Error information	Error code, error unit, unit address, unit model, serial number, contact information (dealer's phone number) can be displayed. * The unit model, serial number, and contact information need to be registered in advance to be displayed. * The unit address may not be displayed depending on the error type.
Ventilation equipment control	Interlock settings and interlock operation settings for Lossnay units can be made. OFF/High/Low can be switched.
High power <small>Mr. Slim only</small>	The units operate at higher-than-normal capacity for up to 30 minutes.
Auto descending panel	The automatic descending panel can be operated. * Valid only for the indoor units that are compatible with this function.
Timer	On/Off timer: The unit automatically turns on or off at the preset time. • Time can be set in 5-minute increments. • It is possible to set only the time when the unit turns on or when the unit turns off. Auto-Off timer: The unit automatically stops after the preset time has elapsed. • Time can be set to a value from 30 to 240 in 10-minute increments.
Weekly timer	ON/OFF and temperature setting can be scheduled for each day. • Up to eight operation patterns can be set for each day. • Time can be set in 5-minute increments. * Not valid when the On/Off timer is enabled.
OU silent mode <small>Mr. Slim only</small>	It's available to set the time periods in which priority is given to quiet operation of outdoor units over temperature control. • Start/stop time can be set in 5-minute increments. • Select the desired silent level from "Normal", "Middle", and "Quiet".
Energy saving <small>Mr. Slim only</small>	The start/stop times to operate the units in the energy-save mode for each day of the week, and the energy-saving rate can be set. • Up to four energy-save operation patterns can be set for each day. • Time can be set in 5-minute increments. • Energy-saving rate can be set to a value from 0% and 50 to 90% in 10% increments.
Operation lock	Settings including ON/OFF, Operation mode, Set temp. and Vane can be locked.
Temperature range restriction	The lower limit and the upper limit of the settable temperature in each operation mode can be limited.
Password	Administrator password (required for schedule setting) and Maintenance password (required for test run and function setting) can be set.
Language selection	Language to be displayed on the screen can be selected from eight languages: English, French, German, Spanish, Italian, Portuguese, Swedish, and Russian.
Contrast	Screen contrast can be adjusted.
Manual vane angle	The vane angle can be set to a fixed position. * Valid only for the indoor units that are compatible with this function.