



Air Conditioning Systems

MSZ-GL SERIES
PRODUCT FLYER



R32 Refrigerant

MSZ-GL Series

A vast series line-up is ready to ensure comfortable room environments in response to your air conditioning needs.



SMALL ROOM*

Unit dimensions: 799(w) x 290(h) x 232(d) mm



MSZ-GL25VGD

Cooling Star Rating: 5.5
Cooling Capacity: 2.5 (min 1.1 ~ 3.6kW)
Heating Star Rating: 5.0
Heating Capacity: 3.2 (min 1.3 ~ 5.0kW)

MSZ-GL35VGD

Cooling Star Rating: 3.5
Cooling Capacity: 3.5 (min 1.1 ~ 4.1kW)
Heating Star Rating: 4.5
Heating Capacity: 3.7 (min 1.6 ~ 5.1kW)

MSZ-GL42VGD

Cooling Star Rating: 2.5
Cooling Capacity: 4.2 (min 0.9 ~ 4.8kW)
Heating Star Rating: 3.0
Heating Capacity: 5.4 (min 1.4 ~ 6.0kW)

MEDIUM ROOM*

Unit dimensions: 923(w) x 305(h) x 250(d) mm



MSZ-GL50VGD

Cooling Star Rating: 4.0
Cooling Capacity: 4.8 (min 1.5 ~ 6.2W)
Heating Star Rating: 3.5
Heating Capacity: 5.8 (min 1.6 ~ 8.0kW)

MSZ-GL60VGD

Cooling Star Rating: 3.0
Cooling Capacity: 6.0 (min 1.5 ~ 7.2kW)
Heating Star Rating: 3.5
Heating Capacity: 6.8 (min 2.0 ~ 9.3kW)

LARGE ROOM*

Unit dimensions: 1100(w) x 325(h) x 238(d) mm



MSZ-GL71VGD

Cooling Star Rating: 2.5
Cooling Capacity: 7.1 (min 2.4 ~ 8.7kW)
Heating Star Rating: 3.0
Heating Capacity: 8.0 (min 2.2 ~ 9.9kW)

MSZ-GL80VGD

Cooling Star Rating: 2.0
Cooling Capacity: 7.8 (min 2.4 ~ 9.2kW)
Heating Star Rating: 2.5
Heating Capacity: 9.0 (min 2.2 ~ 11.0kW)

* Large windows and room volume are some of the factors that may effect the performance of the air conditioning unit.



R32 Refrigerant

R32 is a refrigerant with just one-third the global warming potential of R410A, meaning less risk of harm to the environment. R32 enables increased energy efficiency and is said to be the next generation in refrigerants.



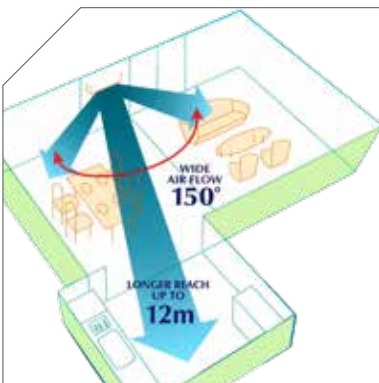
Quiet Operation

A "Quiet Mode" setting has been added to the fan speed settings, ensuring super quiet operation as low as 19dB (models 25 and 35 only). Perfect for the bedroom; it's so quiet you'll check to see if it's on.



i-Save Mode

"i-Save" is a setting function that recalls the preferred (preset) temperature by pressing the i-Save button on the remote controller. Press the same button twice to immediately return to the previous temperature setting. This function contributes to energy savings when, for example, leaving the room or going to bed.



Wide & Long Airflow

Wide and long airflow modes allow the airflow direction to be adjusted. These functions can be activated at the touch of a button on your remote controller (models 71 & 80).



Energy Efficient

We strive for the perfect balance of performance, reliability, low power consumption and a long operational lifespan for all our products. The airflow speed and temperature are adjusted to prevent overheating/cooling, thereby eliminating the use of excessive electricity.



Blue Fin Condenser

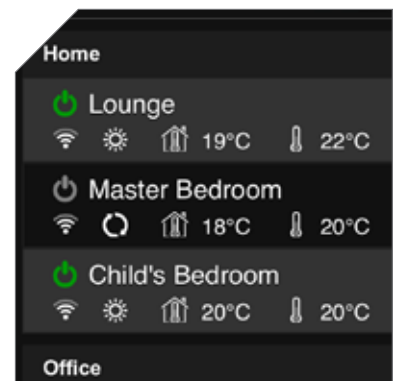
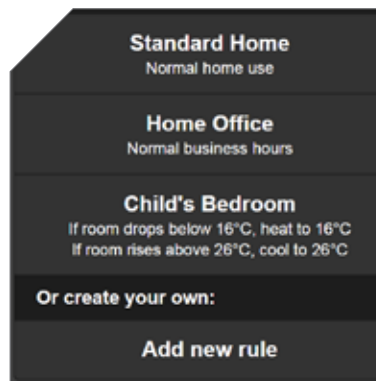
Anti-corrosion treatment has been applied to the heat exchanger of the outdoor unit. This coating inhibits corrosion of the aluminum fins; salt in the air causes this especially in coastal areas. (Corrosion of the heat exchanger will affect the efficiency and performance of the AC).

Features

- » Econo Cool
- » Auto Vane
- » Pure White
- » Demand Response Capable
- » Low Temperature Cooling
- » Weekly Timer
- » Auto Restart
- » Quick Clean
- » Auto Fan Speed
- » 24 Hour Timer
- » Auto Change Over
- » Horizontal Swing
- » Vertical Swing (models 71 & 80)
- » Anti-Allergy Enzyme Filter
- » Guaranteed Operating Range
Cooling at -10°C ~ 46°C
Heating at -15°C ~ 24°C

Wi-Fi Control

Wi-Fi Control unlocks the door to smarter heating or cooling, for total home comfort wherever you are. This innovative technology connects your MSZ-GL Series air conditioner to your smartphone, tablet or Online account, giving you the freedom to control each unit fully on-the-go via an Internet connection from anywhere in the world.



Superior Customisation

This innovative technology places multiple functions of your air-conditioner at your fingertips. Turning the unit ON/OFF, adjusting set temperature, changing mode, fan speed and airflow direction are all possible.

Develop Operating Rules

Tailor your system to always meet your needs. Unlock the full potential of your air-conditioner, program your system to turn on/off automatically at specific times, change settings, and develop temperature rules to ensure superior comfort day after day.

Control Multiple Units

Customise the settings of each air conditioner in your home. Purchase multiple adapters to manage all air conditioners independently on the same account to ensure complete control over your system. The result is a tailored system to your needs.

*Additional upgrade adapter MAC-558IF-E required per unit

Handheld Controller

Making the most out of your air conditioner all starts with the controls, this allows you to create the comfort levels to match your demands.



Weekly Remote Controller

With an easy to read display and a variety of operating modes at the touch of a button. This controller features a weekly and 24 hour timer, to set operating times on a daily basis. The 'i-Save' mode recalls the preset temperature. This remote is included with all MSZ-GL units.



Specifications



Indoor Unit		MSZ-GL25VGD	MSZ-GL35VGD	MSZ-GL42VGD		
Outdoor Unit		MUZ-GL25VGD	MUZ-GL35VGD	MUZ-GL42VGD		
Power Supply (V, Phase, Hz)		230V, Single, 50Hz, Outdoor unit power supply				
Cooling	Capacity (min.-max.)	kW	1.1 - 2.5 - 3.6	1.1 - 3.5 - 4.1	0.9 - 4.2 - 4.8	
	Input (min.-max.)	kW	0.19 - 0.49 - 0.99	0.19 - 0.85 - 1.18	0.17 - 1.16 - 1.90	
	AEER/EER	kW	5.07 / 5.10	4.10 / 4.12	3.61 / 3.62	
	Star Rating		5.5	3.5	2.5	
	Running Current	A	2.6	4.0	5.3	
	Sound Pressure Level	IN - dB		19 - 24 - 31 - 38 - 44	19 - 24 - 31 - 38 - 44	26 - 29 - 35 - 40 - 46
		OUT - dB		46 (59)	50 (62)	51 (64)
Air Volume(IN)	L/S		67 - 200	67 - 200	77 - 205	
Heating	Capacity (min. max.)	kW	1.3 - 3.2 - 5.0	1.6 - 3.7 - 5.1	1.4 - 5.4 - 6.0	
	Input (min.-max.)	kW	0.20 - 0.66 - 1.37	0.20 - 0.81 - 1.42	0.19 - 1.46 - 1.90	
	ACOP/COP	kW	4.82 / 4.85	4.55 / 4.57	3.69 / 3.70	
	Star Rating		5.0	4.5	3.0	
	Running Current	A	3.5	3.8	6.6	
	Sound Pressure Level	IN - dB		19 - 25 - 31 - 38 - 42	19 - 25 - 31 - 38 - 45	26 - 29 - 35 - 40 - 46
		OUT - dB		49 (59)	50 (62)	52 (64)
Air Volume(IN)	L/S		62 - 200	62 - 200	67 - 205	
Starting Current	A		3.5	4.0	6.6	
Max. Running Current	A		7.1	7.1	9.5	
Indoor Unit	Input	W	26 / 26	26 / 26	27 / 27	
	Dimensions [HxWxD]	mm	290 x 799 x 232	290 x 799 x 232	290 x 799 x 232	
	Weight	kg	10	10	10	
Outdoor Unit	Dimensions (HxWxD)	mm	550 x 800 x 285	550 x 800 x 285	550 x 800 x 285	
	Weight	kg	33	33	34	
	Breaker Size	A	10	10	10	
Ext. Piping	Diameter (Gas/Liquid)	mm	9.52 / 6.35	9.52 / 6.35	9.52 / 6.35	
	Max. Length/Height	m	20 / 12	20 / 12	20 / 12	
Guaranteed Operating Range (Outdoor)	Cooling		-10 ~ 46 °C			
	Heating		-15 ~ 24 °C			



Indoor Unit		MSZ-GL50VGD	MSZ-GL60VGD	MSZ-GL71VGD	MSZ-GL80VGD		
Outdoor Unit		MUZ-GL50VGD	MUZ-GL60VGD	MUZ-GL71VGD	MUZ-GL80VGD		
Power Supply (V, Phase, Hz)		230V, Single, 50Hz, Outdoor unit power supply					
Cooling	Capacity (min.-max.)	kW	1.5 - 4.8 - 6.2	1.5 - 6.0 - 7.2	2.4 - 7.1 - 8.7	2.4 - 7.8 - 9.2	
	Input (min.-max.)	kW	0.30 - 1.17 - 2.07	0.30 - 1.59 - 2.30	0.48 - 2.01 - 3.20	0.48 - 2.36 - 3.20	
	AEER/EER	kW	4.09 / 4.10	3.77 / 3.77	3.53 / 3.53	3.30 / 3.31	
	Star Rating		4.0	3.0	2.5	2.0	
	Running Current	A	5.2	7.1	8.8	10.8	
	Sound Pressure Level	IN - dB		28 - 33 - 39 - 44 - 49	29 - 37 - 41 - 45 - 49	30 - 37 - 41 - 45 - 49	30 - 37 - 41 - 45 - 53
		OUT - dB		54 (69)	55 (69)	55 (69)	55 (69)
Air Volume(IN)	L/S		113 - 282	107 - 268	153 - 290	153 - 290	
Heating	Capacity (min. max.)	kW	1.6 - 5.8 - 8.0	2.0 - 6.8 - 9.3	2.2 - 8.0 - 9.9	2.2 - 9.0 - 11.0	
	Input (min.-max.)	kW	3.4 - 1.37 - 2.68	0.03 - 1.67 - 2.84	0.42 - 2.09 - 3.65	0.43 - 2.55 - 3.65	
	ACOP/COP	kW	4.22 / 4.23	4.06 / 4.07	3.82 / 3.83	3.52 / 3.53	
	Star Rating		3.5	3.5	3.0	2.5	
	Running Current	A	6.1	7.4	9.1	11.3	
	Sound Pressure Level	IN - dB		28 - 33 - 38 - 43 - 48	29 - 37 - 41 - 45 - 51	30 - 37 - 41 - 45 - 51	30 - 37 - 41 - 45 - 51
		OUT - dB		56 (69)	55(69)	55(69)	55(69)
Air Volume(IN)	L/S		113 - 282	107 - 290	163 - 340	163 - 340	
Starting Current	A		6.1	7.4	9.1	11.3	
Max. Running Current	A		14.3	14.3	16.5	16.3	
Indoor Unit	Input	W	34 / 34	35 / 41	36 / 45	55 / 45	
	Dimensions [HxWxD]	mm	305 x 923 x 250	305 x 923 x 250	325 x 1100 x 238	325 x 1100 x 238	
	Weight	kg	12.5	13	15.5	15.5	
Outdoor Unit	Dimensions (HxWxD)	mm	880 x 840 x 330	880 x 840 x 330	880 x 840 x 330	880 x 840 x 330	
	Weight	kg	53	53	55	55	
	Breaker Size	A	16	16	20	20	
Ext. Piping	Diameter (Gas/Liquid)	mm	9.52 / 6.35	12.7 / 6.35	12.7 / 6.35	12.7 / 6.35	
	Max. Length/Height	m	30 / 15	30 / 15	30 / 15	30 / 15	
Guaranteed Operating Range (Outdoor)	Cooling		-10 ~ 46 °C				
	Heating		-15 ~ 24 °C				



MitsubishiElectric.com.au

Printed March 2016

The specifications and information in this flyer are subject to change without notice. Colours depicted in this flyer may vary slightly. Images are for illustrational purposes only.