

 **GREE**
AIR CONDITIONER



Bora
Hi-wall Inverter
Air Conditioner



 R32

 6 **GREE**
YEAR
WARRANTY

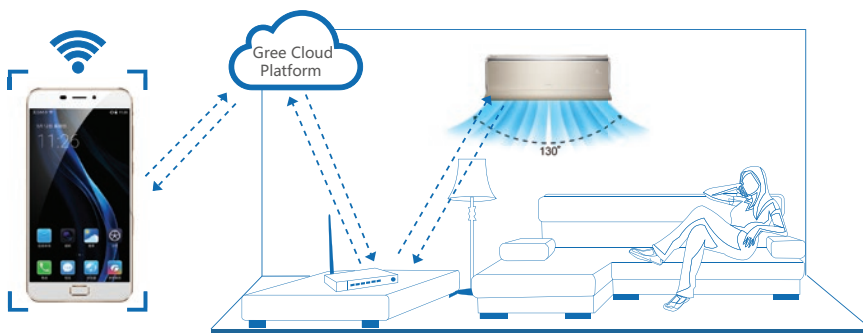


Find out more at www.greeac.com.au

Quiet and Energy Efficient

Smart Generation Factory WiFi

Wi-Fi is built in on all models of the Bora range in both Apple and Android. After installing the “Gree+” app on your phone or tablet, you can remotely control the air conditioner from anywhere in the world.



"iFeel" Remote Control

All units come with the Gree YAG1FB4 remote controller. Along with user and timer functions the YAG1FB4 also features “iFeel” control for greater comfort



Wired Wall Controller XK76 (optional)

The Gree Bora range can be connected to a stylish wired wall controller. The wired wall controller offers 6 timer functions with a 14 day multi event timer, user function settings and a “child lock” capability.



"iChoose" LED Display

The Gree Bora range features the new “iChoose” LED displays. The display will show power, mode and set point. Using the remote you can see indoor and outdoor ambient temperatures and when it’s time to sleep, the display can be switched off, leaving a pristine flat panel.





Smart Health

The Gree Bora range comes with High Density Filters. These filters have a higher than normal density to filter more dust and pollen from the air. Mini Photocatalytic filters are also standard.

The Gree Bora range has a coil drying function. When selected this automatically runs the indoor fan for a set period after switching the unit off. This dries the indoor coil to prevent the build-up of mildew.

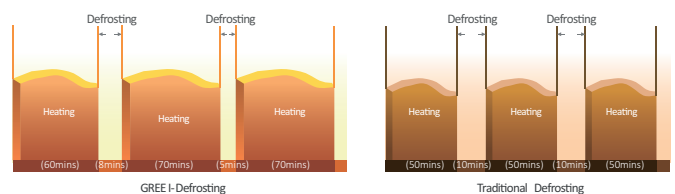
Reliably Smart

- Soft Start software limits the compressor start up current
- Low voltage start up, provides protection against brown outs and poor power supplies
- Low power usage in standby mode, 0.5 watts
- Wide temperature cooling operation from -10°C ~ 50°C
- Low temperature heating operation from -15°C ~ 24°C



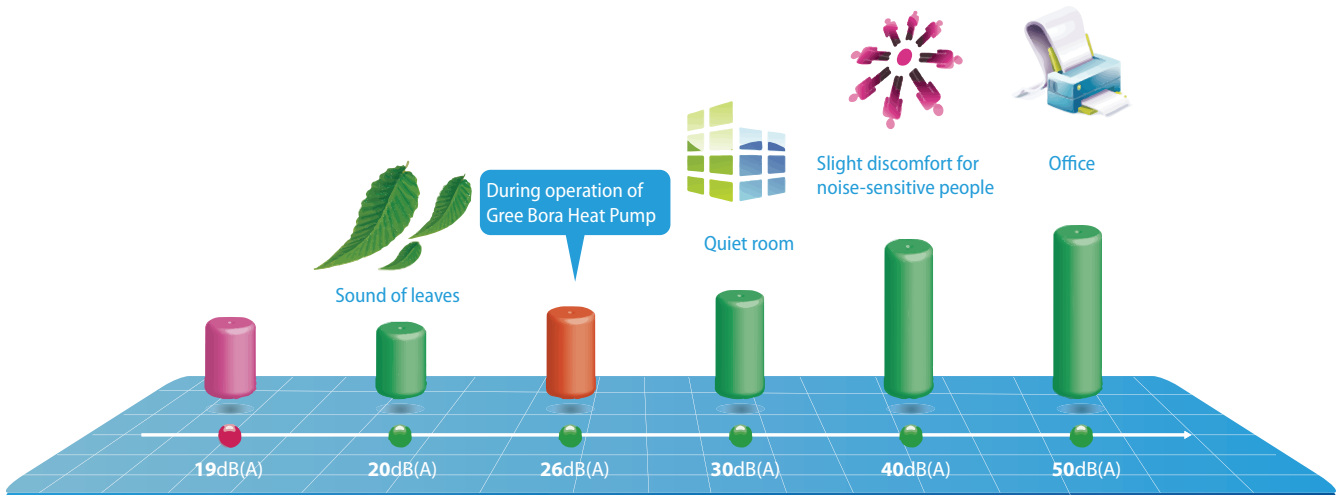
Intelligent Defrosting

Intelligent defrosting is designed to minimise the defrost time and reduce the number of defrost cycles; therefore, reducing energy waste.



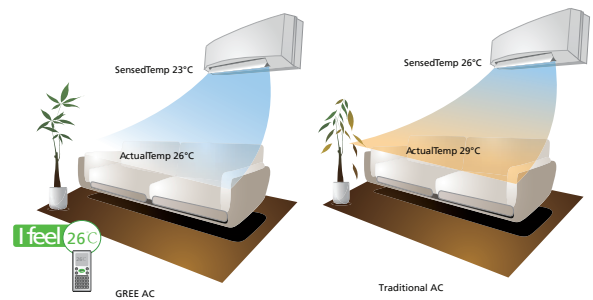
Quietly Smart

The new Bora range of heat pumps incorporates noise reducing technology. Coupled with 7 fan modes you get perfect airflow with quiet operation.



iFeel

All Gree Bora heat pumps feature “iFeel” functionality in your hand held remote control. By pressing the “iFeel” button on the remote control the temperature to control the unit is recorded from a sensor in the remote control rather than at the indoor unit on the wall. “iFeel” gives intelligent temperature control where it is needed and provides a more comfortable environment.



3D Airflow

Gree Bora provides a greater spread of air with Auto 3D Air Flow. To provide directed comfort, the air direction can be set left or right and up or down.

Turbo Cooling

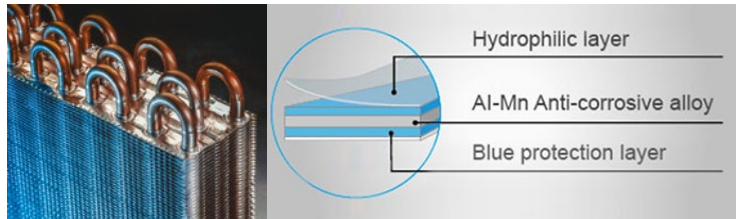
Provides maximum airflow and performance for 30 minutes to rapidly cool a room.

Smart Installer Features

- Anti-corrosive coating on all printed circuit boards to help protect the electronics
- Dry connection for gate card or remote on/off operation, great for schools and hotels
- Blue fin coils for corrosion protection
- Mono / multi compatible
- Intelligent Auto Reset, with power off memory function



Gate Card



Blue Fin Hydrophilic Coil



Without intelligent auto restart
When electric appliances all start up right after power is resumed, they will impact the national grid and affect the safety of power supply.



With intelligent auto restart
Electric appliances start up at different times after power is resumed; therefore, impact to the national grid is decreased.



Power Off Memory

Features



Auto Clean



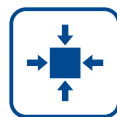
Automatic Operation



LED Display



Intelligent Defrosting



Compact Design



Clock Display



Cold Air Prevention



Comfortable Sleep Mode



Timer



Turbo Button



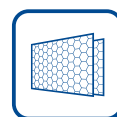
Self-diagnosis



Auto Restart



Lock



Healthy Filters



Factory WiFi



GREE+ APP



Model	Bora (R32)	GWH09AAC-K6DNA1A	GWH12AAC-K6DNA1F	GWH18AAD-K6DNA1D	GWH24AAE-K6DNA1F
Cooling	Capacity (Min-Max)	2.50 (0.30-3.10)	3.40 (0.10-4.20)	5.20 (1.20-6.20)	7.10 (1.14-8.50)
Heating	Capacity (Min-Max)	3.00 (0.38-3.65)	3.70 (0.58-4.60)	5.60 (1.50-7.20)	7.10 (1.40-8.50)
Cooling Power Input	Input (Min-Max)	0.655 (0.14-0.95)	0.89 (0.11-1.50)	1.37 (0.34-2.33)	2.028 (0.40-3.00)
Heating Power Input	Input (Min-Max)	0.75 (0.15-1.10)	0.975 (0.19-1.60)	1.520 (0.34-2.33)	1.82 (0.36-3.20)
AEER	W/W	3.73	3.763	3.75	3.45
ACOP	W/W	3.92	3.743	3.65	3.89
Cooling Energy Stars	STAR Rating(Hot)	3.0	3.5	3.5	3.5
	STAR Rating(Average)	2.5	3.0	3.0	3
	STAR Rating(Cold)	2.5	3.0	3.0	3.5
Heating Energy Stars	STAR Rating(Hot)	3.0	3.0	2.5	3
	STAR Rating(Average)	2.5	2.5	2.0	2.5
	STAR Rating(Cold)	2.0	2.0	1.5	2
Air Flow Volume (Max)	L/sec	175	189	236	361
Sound Pressure Level (Min/Max) Indoor	dB (A)	26 / 40	26 / 43	34 / 49	32 / 49
Sound Pressure Level Outdoor	dB (A)	50	50	56	54
Electrical					
Power Supply	220 - 240 / 50hz / 1ph - Outdoor				
Recommended Circuit Breaker	A	10	10	15	20
Cooling/Heating	A	2.9 / 3.3	3.9 / 4.2	6.2 / 6.7	9.0 / 8.0
Control Wiring	3 Core plus Earth (4 Cores)				
Dimensions and Weights					
Indoor Dimension (H×W×D)	mm	289×849×215	289×849×215	300×970×225	329×1122×247
Net Weight	kg	10.5	10.5	13.5	16.0
Outdoor Dimension (H×W×D)	mm	540×782×320	596×848×320	646×912×373	646×912×373
Outdoor Net Weight	kg	29	33	42	43.5
Dimensions and Weights					
Cooling / Heating Operation Ambient Temperature Range	°C	-10~50 / -15~24			
Refrigerant	-	R32			
Refrigerant Charge	kg	0.65	0.74	1.1	1.2
Pre - Charged Pipe Length	M	10	10	10	10
Gas Additional Charge	g/m	16	16	16	40
Outer Diameter of Liquid Pipe	mm	φ6	φ6	φ6	φ6
Outer Diameter of Gas Pipe	mm	φ9.52	φ9.52	φ12	φ16
Max Distance Height	m	10	10	10	10
Max Distance Length	m	15	20	25	25

Note: Above parameters are for reference only. Actual parameters may vary.

For Installation and Sales:

For Parts and Warranty:

 **GREE**
AIR CONDITIONER

www.greeac.com.au

1800 GREE 4 ME
1800 4733 4 63